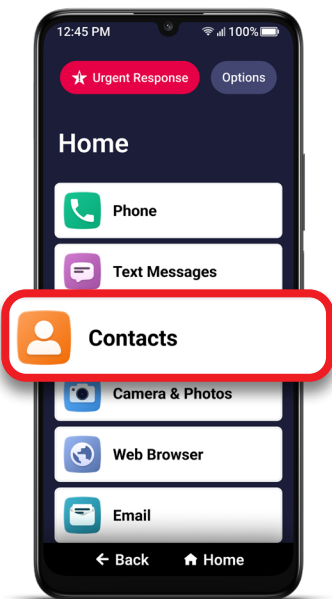
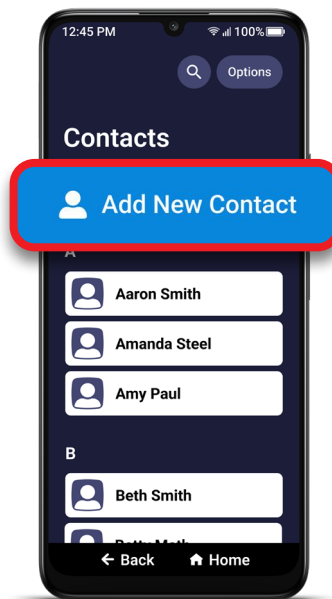


Getting Started

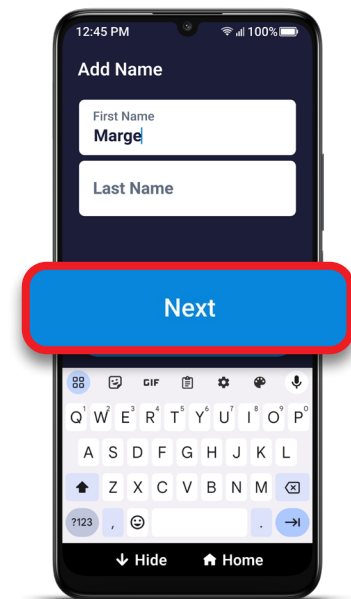
How to Add a Contact



1 On the Home screen, TAP **Contacts**.



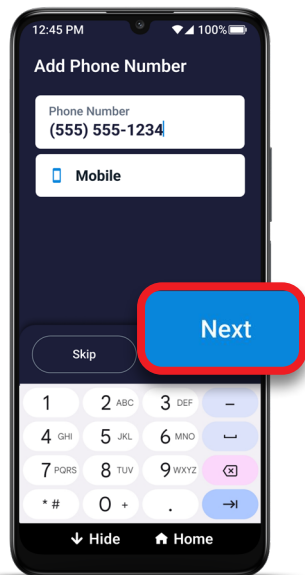
2 TAP **Add New Contact**.



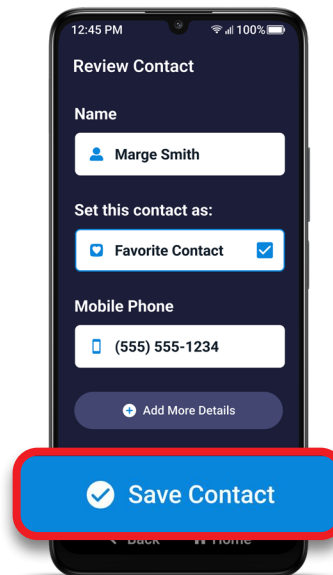
3 Enter contact's first and last name and TAP **Next**.

Getting Started

How to Add a Contact (cont.)



- 4** Enter contact phone number, select a phone type, and TAP **Next**.



- 5** Review the information and TAP **Save Contact**.

Note: TAP **Favorite Contact** if you want to keep the person at the top of your contacts list. TAP **Add More Details** to add an additional phone number, email, or notes.