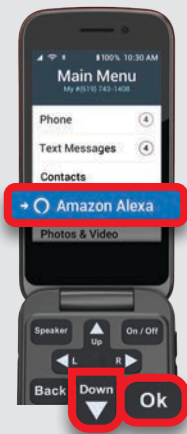


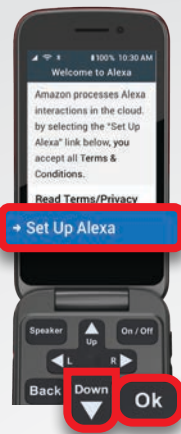
Getting Started

How to Set Up Alexa Without Amazon Account Sign-In

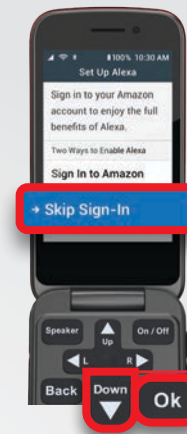
Setting up Amazon Alexa on your Jitterbug Flip2 allows you to use your voice to ask Alexa non-personalized questions such as: "Alexa, what is the weather in Seattle?" or "Alexa, set a timer for 1 minute."




- 1 From the **Main Menu** screen, press the **Down** arrow until "Amazon Alexa" is highlighted. Press **Ok**.



- 2 On the **Welcome to Alexa** screen, press the **Down** arrow to highlight "Set Up Alexa." Press **Ok**.



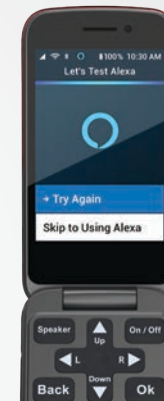
- 3 On the **Set Up Alexa** screen, press the **Down** arrow to highlight "Skip Sign-in." Press **Ok**.



- 4 The **Connecting to Alexa...** transition screen displays.



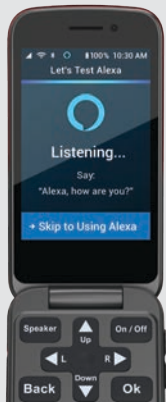
- 5 The **Alexa is now connected!** screen displays with "Next" highlighted. Press **Ok**.




- 6 The **Let's Test Alexa** screen displays.

Getting Started

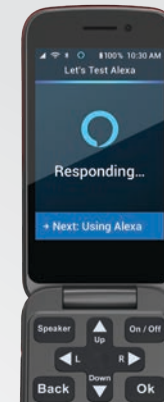
How to Set Up Alexa Without Amazon Account Sign-In (cont.)



- 7 The Let's Test Alexa: Listening... Say "Alexa, how are you?" transition screen displays. Say out loud: "Alexa, how are you?"

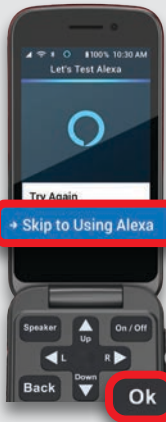


- 8 The Let's Test Alexa: Thinking transition screen displays.

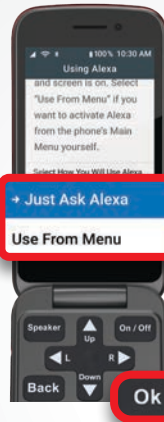


- 9 The Let's Test Alexa: Responding transition screen displays while Alexa answers your question out loud.

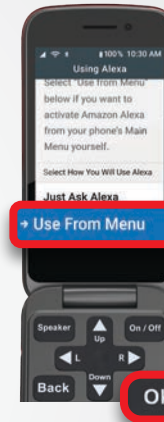
NOTE: If you don't ask a question or Alexa doesn't understand the question, this screen is skipped without Alexa responding.



- 10 The Let's Test Alexa screen displays again. Press the Down arrow to highlight "Skip to Using Alexa." Press Ok.



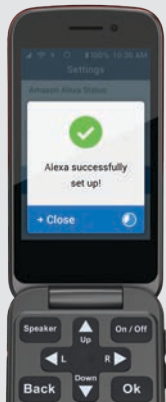
- 11 The Using Alexa screen displays. Press the Down arrow to highlight either "Just Ask Alexa" or "Use from Menu." Press Ok.



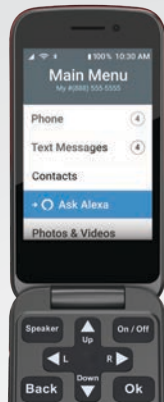
- i NOTE: The "Just Ask Alexa" setting allows you to ask Alexa questions after simply flipping open the phone. The "Use from Menu" setting adds additional steps of pressing the Down arrow to highlight "Amazon Alexa" on the Main Menu and pressing Ok before you can ask Alexa questions.

Getting Started

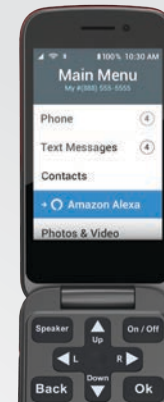
How to Set Up Alexa Without Amazon Account Sign-In (cont.)



- 12** The **Alexa successfully set up!** screen displays. The clock icon will display next to "Close." If you do not press **Ok** in 5 seconds, the screen will close automatically.



- i** If you selected the "Just Ask Alexa" setting, the **Main Menu** screen will display "Ask Alexa" in the list in place of "Amazon Alexa."



- ii** If you selected the "Use From Menu" setting, the **Main Menu** screen will still display "Amazon Alexa" in the list.

For a more personalized experience, you will need to connect your Amazon account to Alexa on your Jitterbug Flip2. Amazon account connection allows Alexa to answer questions like "Alexa, what is the weather forecast?" or "Alexa, what is the current time?" based on the location registered in your Amazon account. If you'd like to use your voice to call, text and ask questions about your Jitterbug Flip2 and Lively account, you will need to also set up the Lively skill.