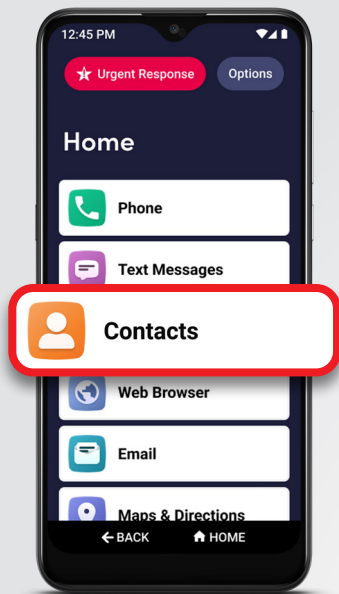
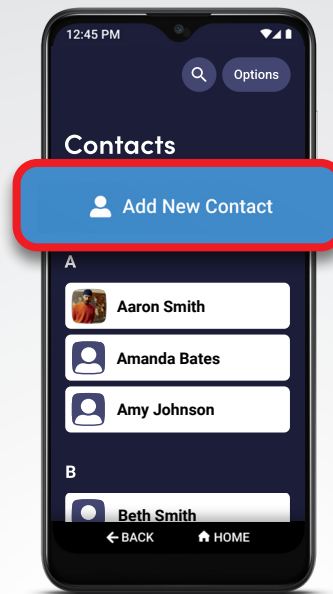


Getting Started

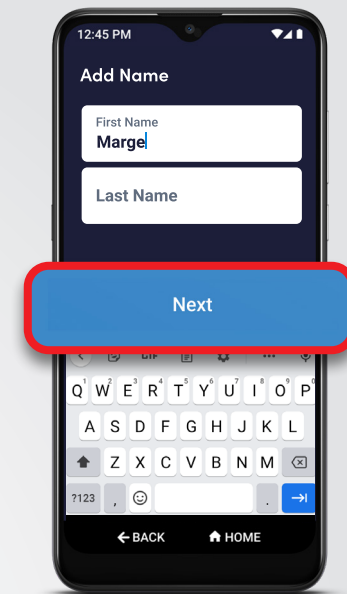
How to Add a Contact



- 1 On the Home screen, TAP Contacts.



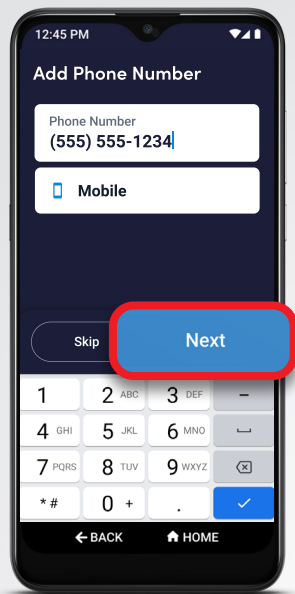
- 2 TAP Add New Contact.



- 3 Enter contact's first and last name and TAP Next.

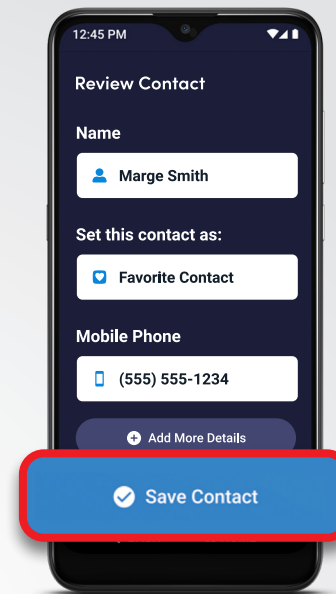
Getting Started

How to Add a Contact (cont.)



- 4** Enter contact phone number, select a phone type, and TAP Next

Note: TAP **Favorite Contact** if you want to keep the person at the top of your Contacts list. TAP **Add More Details** to add an additional phone number, email, or notes.



- 5** Review the information and TAP Save Contact